

Pearl District Neighborhood  
Association  
Safety and Livability Committee  
COVID-19 Update, December 1st, 2021



**Omicron • Cases • Vaccinations • Booster Vax • Breakthrough Cases • Mandates**

Ruth Ann Barrett  
Red Digital Marketing  
December 1, 2021

Not Over Yet.


Classification of **Omicron** (B.1.1.529):  
SARS-CoV-2 Variant of Concern. 26  
November 2021.



**Opinions** Editorial Board The Opinions Essay

The Post's View

**Opinion:** The newest coronavirus variant is raising alarms. The pandemic is not over.



Sajid Javid, Britain's health secretary, described the new cases as a "stark reminder" that the pandemic was not yet over.

"Vaccines are the best way to deal with it (Omicron)," expert says.

**Objective**

**Decrease Case Count**

**County**

### Daily and Cumulative County Numbers from 11/24/2021 to 11/28/2021

County	New Cases	7 Day Daily Average of New Cases	Cases Per 100k in Last 7 Days	Test Positivity	Deaths Reported	Cumulative Cases†	Cumulative Deaths
--------	-----------	-------------------------------------	----------------------------------	-----------------	-----------------	-------------------	-------------------

Multnomah	417	84	70.5	4.6%	0	60,179	836
-----------	-----	----	------	------	---	--------	-----

11/24/21

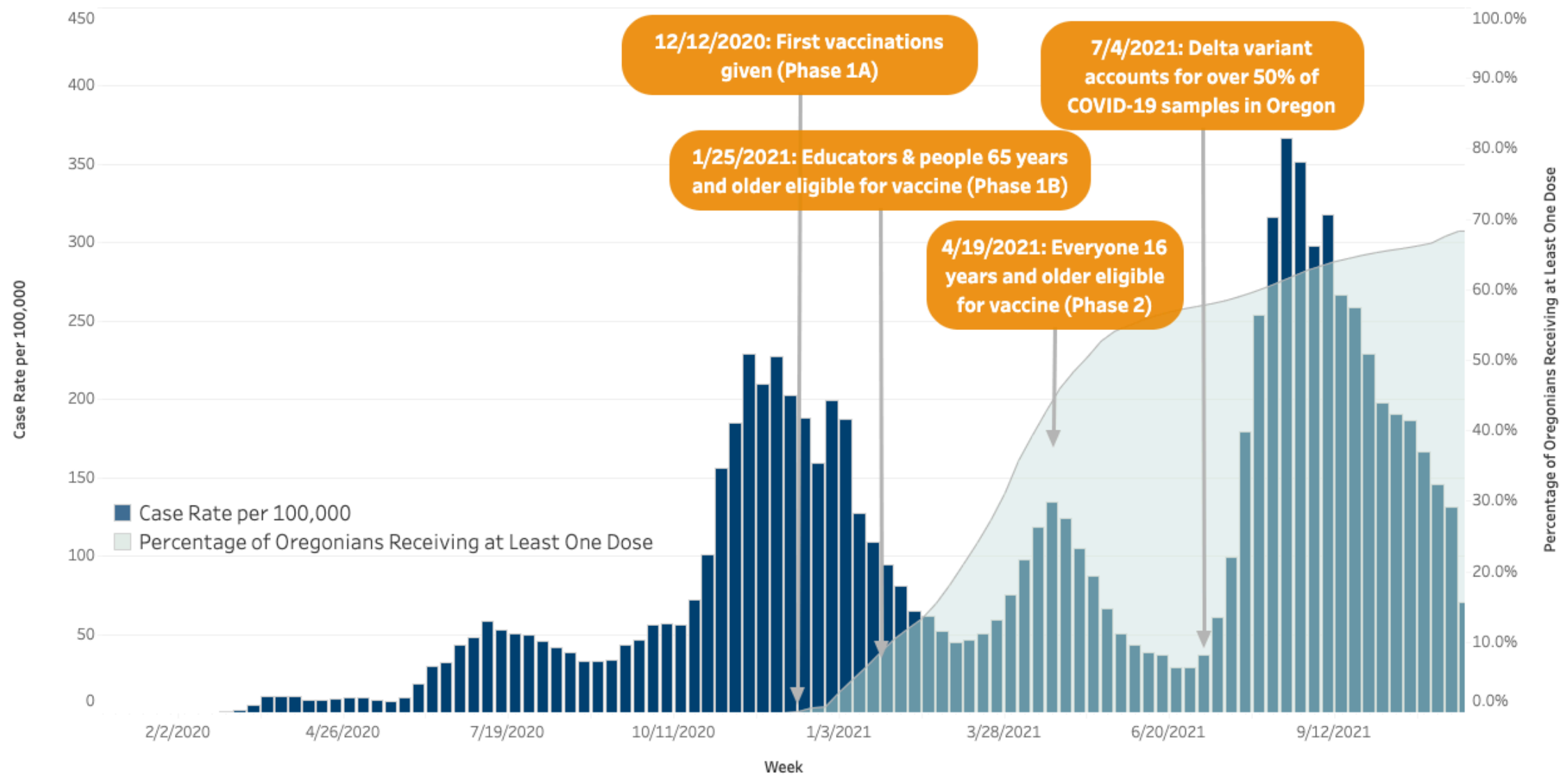
**Vaccinate!**

Objective

Decrease Case Count

Oregon

## COVID-19 Case Rates and Percentage of Oregonians With at Least One Dose of a COVID-19 Vaccine Over Time



**Objective**

**Increase Vaccination Rate**

**Multnomah County**

Number Unvaccinated in Multnomah County by Age

Age Ranges	Unvaccinated September 13th	Unvaccinated September 25th	Unvaccinated October 9*	Unvaccinated Oct. 17	Unvaccinated November 3*	Age Ranges	Unvaccinated Nov. 20th	Current Rates by Age vaccinated
5 to 11						5 to 11	30,566	28.9%
12 to 17	3,491	2,423	1,692	1,399	884	12 to 17	317	72.8%
18-19	4,051	3,786	3,593	3,515	3,419	18-19	3,283	63.1%
20-29	16,349	14,467	12,522	11,887	10,899	20-49	0	80.1%
30-39	6,237	4,222	1,918	1,188	0			
TOTAL	30,128	24,898	19,725	17,989	15,202		34,166	

<https://public.tableau.com/app/profile/oregon.health.authority.covid.19/viz/OregonCOVID-19VaccineEffortMetrics/StatewideProgress>

\*People remaining to reach 80%.

Oregon has fully vaccinated 63 percent of all residents and ranks 12<sup>th</sup> in the nation for the percentage of residents who are fully protected.

Oregon Health Authority reported Wednesday that 80% of Oregonians 18 and older have had at least one dose in their vaccination series against COVID-19. That's 2,681,267 people in Oregon,

<https://content.govdelivery.com/accounts/ORDHS/bulletins/2f9a8cb>

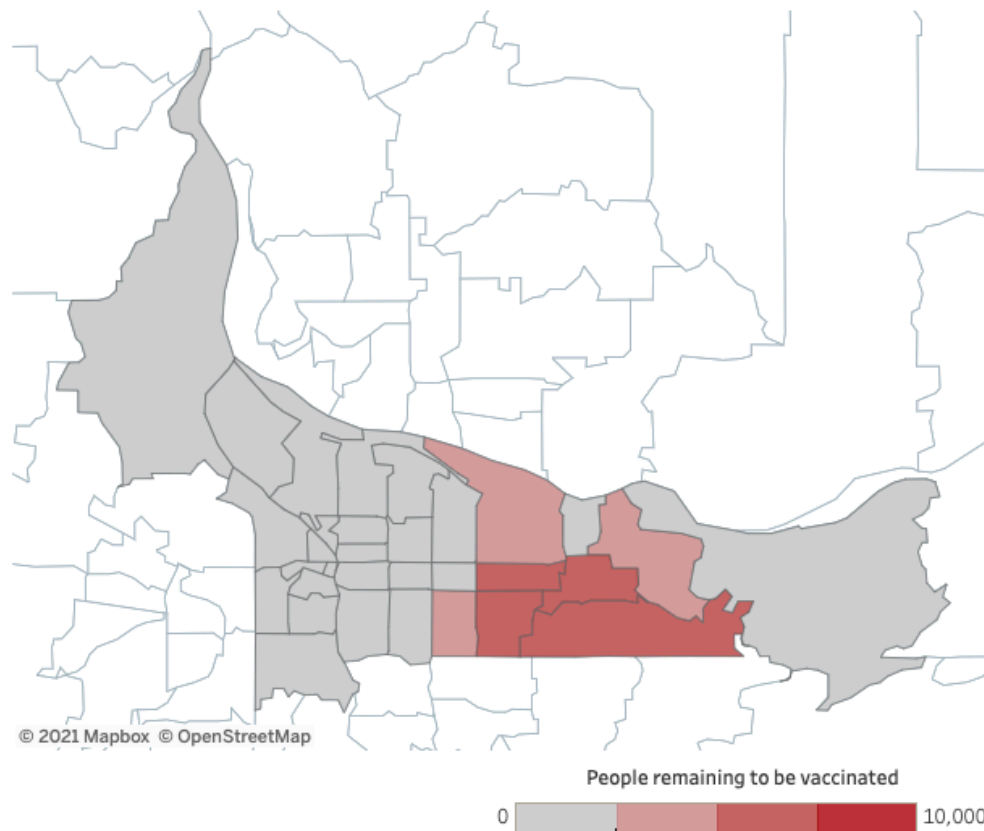
# Objective Increase Vaccination Rate

## Multnomah County

### By Zip Code

ZIP codes with the most people remaining to be vaccinated for COVID-19 to reach 80% are shown in red.

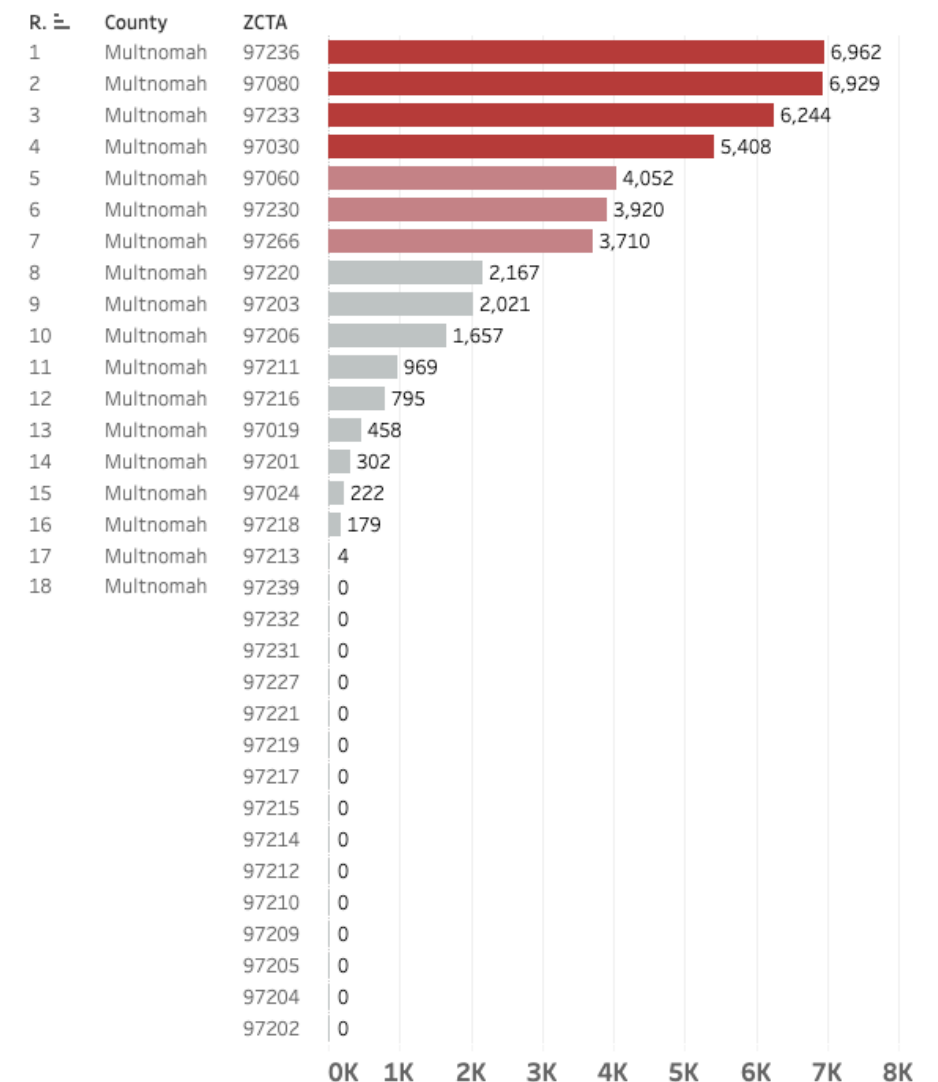
The darker the red, the more people in the ZIP code who are not vaccinated for COVID-19. Select a ZIP code to highlight the bar chart.



Source

Top-ranked ZIP codes on the map with the most people remaining to be vaccinated to reach 80%.

ZIP codes are sorted and ranked with the most people remaining at the top. Select a ZIP code to highlight the map.



**Objective**

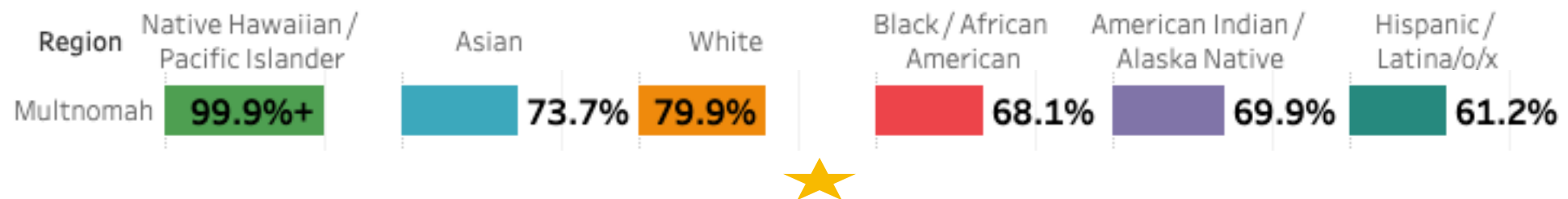
**Increase Vaccination Rate**

**Multnomah County**

**By Race and Ethnicity**

11/30/2021

### Percent of Population vaccinated/at least one dose



### People remaining to receive first dose to reach 80% of vaccinated



<https://public.tableau.com/app/profile/oregon.health.authority.covid.19/viz/OregonCOVID-19VaccineEffortMetrics/RaceandEthnicityData>



## Objective

## Increase Booster Vax

Total doses administered  
through 11/29/2021†

	Pfizer	Pfizer Pediatric	Moderna	Johnson & Johnson	Unknown§	Total
Third doses/Booster doses¶	390,532	36	284,618	10,410	127	685,723

<https://public.tableau.com/app/profile/oregon.health.authority.covid.19/viz/DailyCOVID-19VaccineUpdate/Overview-D1-D2>



**Objective**

**Reduce Breakthrough cases**

**Oregon**

**Cumulative**

Overall, there have been 43,398 vaccine breakthrough cases identified in Oregon.

Breakthrough cases have been reported in all 36 counties.

As some go unreported, the true number of vaccine breakthrough cases is unknown.

Through November 18, OHA said that 2,639,902 residents have reached full vaccination. That means those 41,257 breakthrough cases represents only 1.6% percent of the entire fully vaccinated population. Source

<https://www.oregon.gov/oha/covid19/Documents/DataReports/Breakthrough-Case-Report.pdf>

**Objective**

**Reduce Breakthrough cases**

**Oregon**

**Cumulative by Age**

**Table 3. COVID-19 breakthrough cases by age group and severity**

<b>Age group</b>	<b>Breakthrough cases</b>	<b>Breakthrough hospitalizations</b>	<b>Breakthrough deaths</b>
12-19	2,070	14	0
20-29	5,997	38	0
30-39	7,618	59	2
40-49	7,366	92	8
50-59	6,707	179	18
60-69	6,179	380	77
70-79	4,559	539	138
80+	2,902	616	270
<b>Total</b>	<b>43,398</b>	<b>1,917</b>	<b>513</b>

<https://www.oregon.gov/oha/covid19/Documents/DataReports/Breakthrough-Case-Report.pdf>

**Objective**

**Reduce Breakthrough cases**

**Oregon**

**Weekly**

During the week of November 14–November 20, there were 5,875\* cases of COVID-19. 4,203 (71.5%) were unvaccinated and 1,672 (28.5%) were vaccine breakthrough cases.

\*October 10–October 16, there were 8,423

October 17 through October 23, there were 7,723

November 7–November 13, there were 5,924 cases

**Objective**

**Reduce Breakthrough cases**

**County**

County	Cumulative cases	Cases in previous week
Multnomah	7395	265

How to

At Work

Mandates

## OSHA Work Mandate

The 5th Circuit issued a stay pending adequate judicial review of OSHA's emergency temporary standard (ETS) (a/k/a/ Mandate) that all employees at private companies with more than 100 workers must get COVID-19 vaccinations, or be tested weekly. This reaffirms the court's temporary stay issued on November 6.

The court ordered that "OSHA take no steps to implement or enforce the Mandate until further court order."

<https://www.lawmemo.com/Alerts/2021/11/16/>

**How to**

**At Work**

**Mandates**

## **A federal judge blocks Biden's vaccine mandate for U.S. Health Workers**

“There is no question that mandating a vaccine to 10.3 million health care workers is something that should be done by Congress, not a government agency,” Judge Doughty of U.S. District Court for the Western District of Louisiana wrote. He added: “It is not clear that even an act of Congress mandating a vaccine would be constitutional.”

**New York Times, November 30, 2021**

How to

At Work

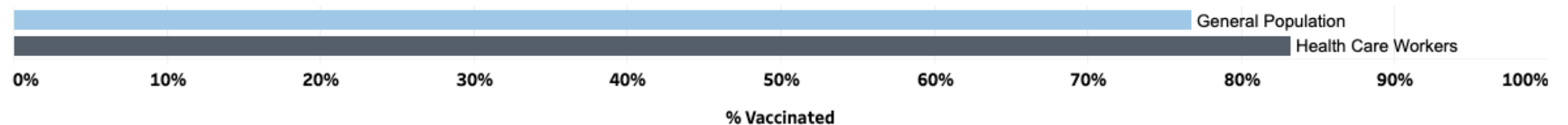
Mandates

Oregon

\*Data recent as of 11/1/2021

### High Overall Rates of COVID-19 Vaccination among Licensed Health Care Workers (HCW)

The graph below compares the licensed health care worker (HCW) vaccination initiation rate (1+ dose) to the total Oregon adult population rate. Overall, HCWs have a higher vaccination rate compared to the general population.



<https://public.tableau.com/app/profile/oregon.health.authority.covid.19/viz/OregonHealthCareWorkforceCOVID-19VaccineUptake/Dash-Overview>

## Multnomah County

### Vaccination Rate & HCW Population by County

	% Vac	HCW Pop
MULTNOMAH	83%	41,184