

# COVID-19



## THE Numbers Report April 5, 2021

Ruth Ann Barrett, [PDXdowntowner.com](https://pdxdowntowner.com)

## United States

| UNITED STATES |                    |              |               |            |
|---------------|--------------------|--------------|---------------|------------|
|               |                    |              |               |            |
|               |                    | Current Week | Previous week | Total      |
| CASES         | Number             | 448,010      | 422,980       | 30,492,334 |
|               | % Positive Tests   | 4.6%         | 4.6%          | na         |
|               |                    |              |               |            |
| DEATHS        | Number             | 5,633        | 7,046         | 553,681    |
|               | Case Fatality Rate | 1.26%        | 1.67%         | 1.82%      |
|               |                    |              |               |            |
| People Vax    | Total              | 103,671,074  | 93,321,054    |            |
|               | % of People 18+    | 40%          | 36%           |            |
|               | % of People 65+    | 75%          | 72%           |            |

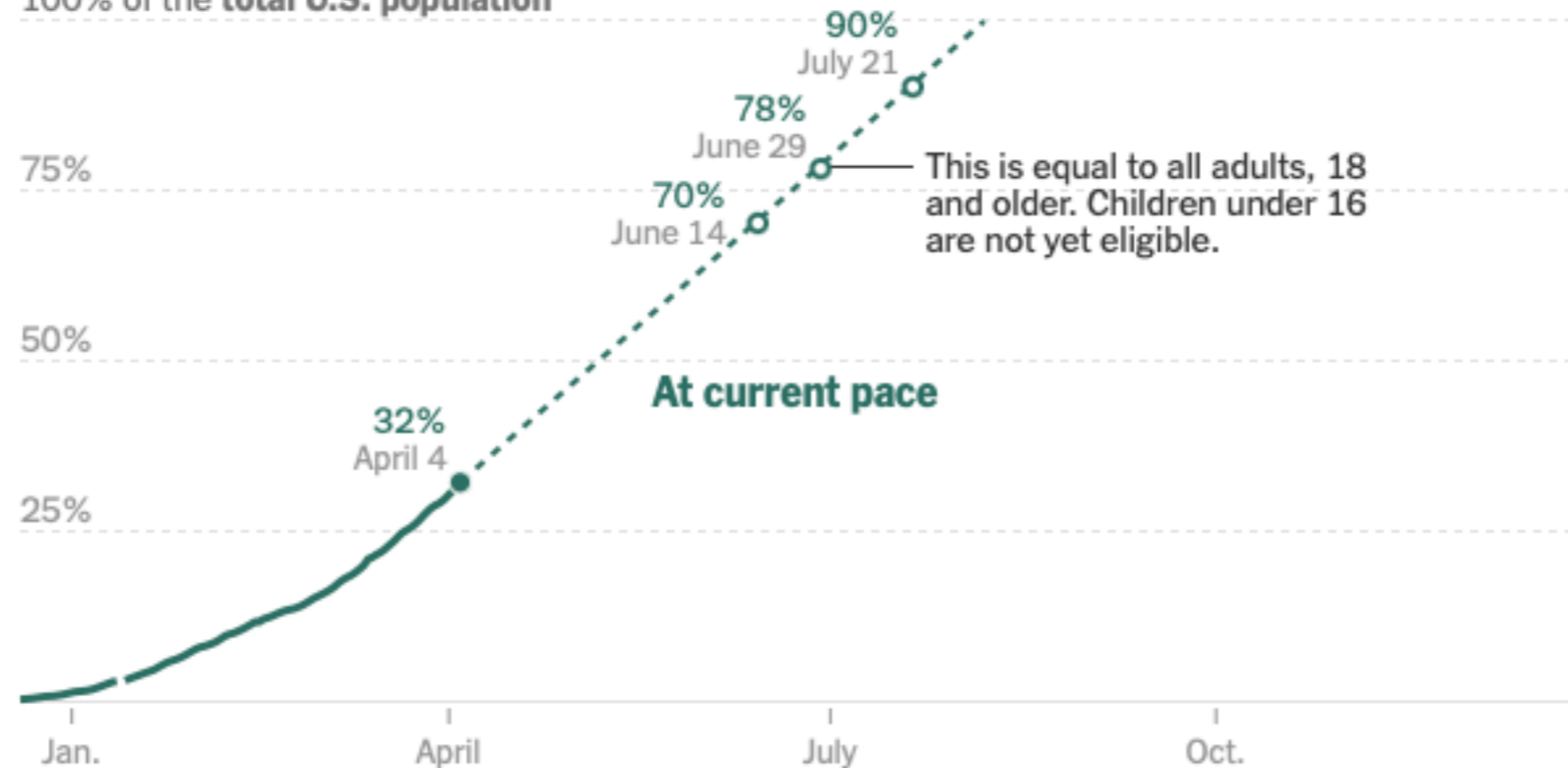
|   |  |
|---|--|
| % positive tests for Multnomah and OR from OHA  |  |
| Numbers of cases and deaths from OHA; rates from NYTimes data center                            |  |
| Case Fatality Rate calculated as number of deaths divided by number of cases                    |  |
| US cases and rates from CDC; % positive from Johns Hopkins for current week and CDC for overall |  |
| Bed Utilization and Vax data from OHA   |  |
| Vax target population is people 18 years old and older  |  |

## United States

**At the current pace of vaccination, everyone could get a shot this year. But no vaccine has been authorized for children under 16.**

Based on the seven-day average of people receiving a first or single dose each day.

100% of the **total U.S. population**



Source: Centers for Disease Control and Prevention | Note: Total population includes states, territories and three countries with [special agreements](#) with the United States: Palau, Micronesia and the Marshall Islands.

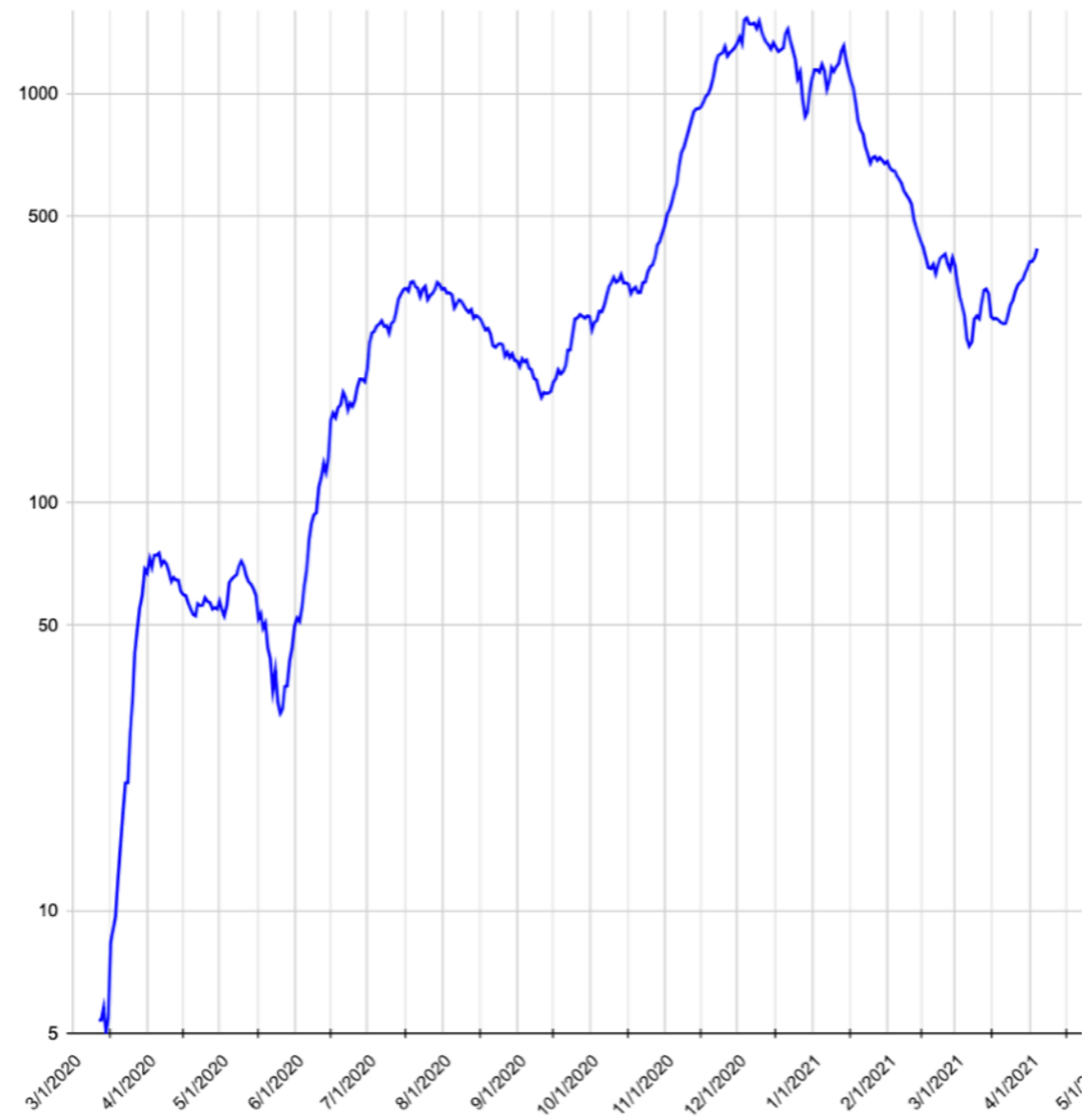
## Oregon

|   |                            | OREGON       |               |               |                      |
|---|----------------------------|--------------|---------------|---------------|----------------------|
| <hr style="border-top: 1px dashed black;"/>   |                            |              |               |               |                      |
|   |                            | Current Week | Previous week | Previous High | Total                |
| CASES   | Number                     | 2930         | 2421          | 10376 (12/6)  | 166,882              |
|   | % Positive Tests           | ~3.5%        | ~3.0%         | 7.9% (1/6)    | na                   |
|   |                            |              |               |               |                      |
| DEATHS  | Number                     | 12           | 12            | 195 (1/17)    | 2392                 |
|   | Case Fatality Rate         | 0.41%        | 0.50%         | na            | 1.43%                |
|   |                            |              |               |               |                      |
| People Vax  | Total                      | 1,257,093    | 1,105,897     | 4212 (1/3)    | Target Pop 3,261,860 |
|   | % of People 16+            | 39%          | 34%           | 0.13%         |                      |
|   | % of People 65+            | 76%          | 73%           |               |                      |
|   | # people with Covid in ICU | 43           | 25            | 119 (12/29)   | na                   |
|   |                            |              |               |               |                      |
| At past week's pace it will take ~54 days to vaccinate all people 18 and above. (72 days last week) |                            |              |               |               |                      |
|   |                            |              |               |               |                      |
| Current OHA model shows Oregon R=1.12, implies 390 cases/day by end-March                           |                            |              |               |               |                      |

|   |  |
|---|--|
| % positive tests for Multnomah and OR from OHA  |  |
| Numbers of cases and deaths from OHA; rates from NYTimes data center                            |  |
| Case Fatality Rate calculated as number of deaths divided by number of cases                    |  |
| US cases and rates from CDC; % positive from Johns Hopkins for current week and CDC for overall |  |
| Bed Utilization and Vax data from OHA   |  |
| Vax target population is people 18 years old and older  |  |

# Oregon

Daily number of Covid cases, Oregon, 7 day MA



## Oregon

|       | current week | previous week |                   |  |
|-------|--------------|---------------|-------------------|--|
| Age   | % Vax        | % Vax         | % weekly increase |  |
| 16-19 | 6%           | 5%            | 37%               |  |
| 20-29 | 36%          | 30%           | 19%               |  |
| 30-39 | 53%          | 45%           | 18%               |  |
| 40-49 | 62%          | 51%           | 20%               |  |
| 50-59 | 66%          | 53%           | 24%               |  |
| 60-64 | 39%          | 30%           | 26%               |  |
| 65-69 | 67%          | 63%           | 6%                |  |
| 70-74 | 84%          | 80%           | 4%                |  |
| 75-79 | 83%          | 80%           | 4%                |  |
| 80+   | 77%          | 75%           | 3%                |  |
|       |              |               |                   |  |
| 65+   | 76%          | 67%           |                   |  |
| 70+   | 81%          |               |                   |  |
|       |              |               |                   |  |


## Multnomah County

|              |                    | MULTNOMAH    |               |               |                    |
|--------------|--------------------|--------------|---------------|---------------|--------------------|
| -----        |                    |              |               |               |                    |
|              |                    | Current Week | Previous week | Previous High | Total              |
| CASES        | Number             | 527          | 374           | 2288 (11/22)  | 33569              |
|              | % Positive Tests   | 3.10%        | 1.70%         | 5.1% (1/10)   | na                 |
|              |                    |              |               |               |                    |
|              |                    |              |               |               |                    |
| DEATHS       | Number             | 0            | 1             | 60 (12/20)    | 558                |
|              | Case Fatality Rate | 0.00%        | 0.27%         | na            | 1.66%              |
|              |                    |              |               |               |                    |
| People Vax?? | Total              | na           | 232,069       | na            | Target Pop 623,881 |
|              | % of People 16+    | na           | 35%           | na            |                    |
|              | % of People 65+    |              | 80%           |               |                    |

## Selected ZIP Codes

Multiple ZIP Codes -Cumulative Totals

| ZIP Code | Cases Feb. 17 | Cases Feb. 24 | Cases March 3rd | Cases March 24th | Cases March 31st | Cases per 100,000 March 31, 2021 | Population |
|----------|---------------|---------------|-----------------|------------------|------------------|----------------------------------|------------|
| 97203    | 1280          | 1303          | 1313            | 1350             | 1367             | 4403.7                           | 31,042     |
| 97217    | 954           | 964           | 972             | 1000             | 1013             | 3222.2                           | 31,438     |
| 97211    | 978           | 991           | 1001            | 1024             | 1034             | 3308.4                           | 31,254     |
| 97212    | 451           | 456           | 459             | 476              | 483              | 2002                             | 24,126     |
| 97227    | 156           | 155           | 158             | 165              | 168              | 4367                             | 3,847      |
| 97209*   | 894           | 904           | 909             | 925              | 938              | 6274.2                           | 14,950     |



<https://public.tableau.com/profile/oregon.health.authority.covid.19#!/vizhome/OregonCOVID-19CasesbyZIPCode/OregonsCOVID-19CasesbyZipCode>

\*97209 is The Pearl and Old Town Districts of Portland

## Beating the Pavement to Vaccinate the Underrepresented — And Protect Everyone

Mar 29, 2021 | Health, In The News



Vaccination rate objective is 75%

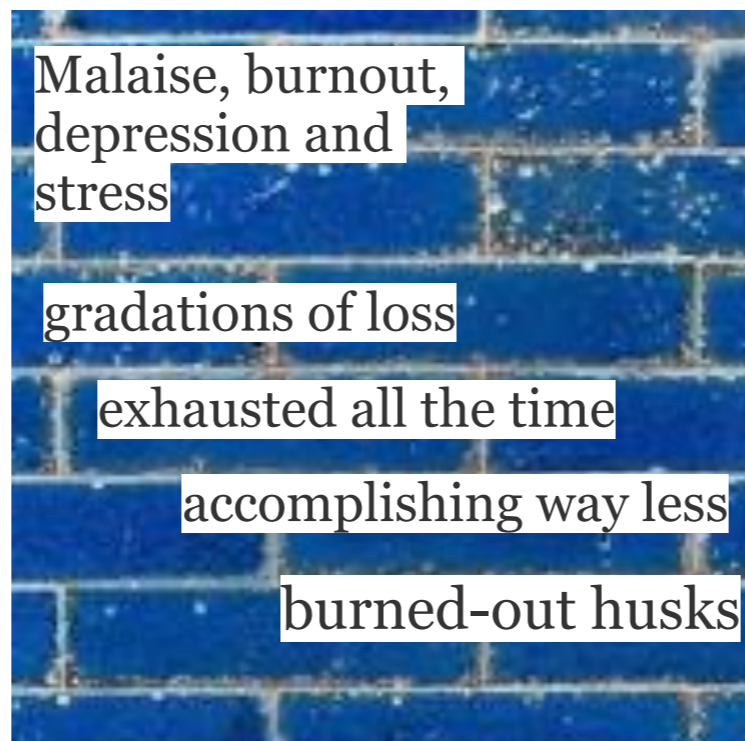
In poor neighborhoods and desert towns, community activists — some unpaid — are signing up hard-to-reach people for vaccination appointments. Experts say these campaigns are key to building the country's immunological armor against new outbreaks.

Source

# ***We Have All Hit a Wall***

Confronting late-stage pandemic burnout, with everything from edibles to Exodus.

What time is it? What day is it? What did we do in October?



37 percent of those surveyed reported feeling anxious or depressed (in 2019 it was 11 percent) (CDC's Household Pulse Study)

Source

**The New York Times**



## How best to promote getting vaccinated using social media.

Ruth Ann Barrett  
Red Digital Marketing

